

# Creating Safe and Supportive Schools for ALL Students



**Serve families of  
children and youth  
and young adults  
with disabilities**

**Focus on  
Special Education  
Rights**

## **MISSION: POSSIBLE**



**Offer accurate,  
timely, and relevant  
information  
and training**

**Ensure a brighter  
future for children  
and youth in  
Tennessee**

# A note before we begin

- We will be talking about some difficult stuff, and we wanted you to know that in advance.
- We will be discussing the role of ACEs in understanding student behaviors. ACEs stands for Adverse Childhood Experiences.
- These are traumatizing experiences that happen in childhood that can impact the way children and adults behave and react to things. ACEs can have a lifelong impact.
- We understand that some of you may have had some of these experiences. You are not alone. There are TNSTEP staff members who have had some of these experiences.
- So, let's talk if you are triggered or bothered by what we present, and if you need to take a break at a certain point, that's ok too.
- Please take care of yourself.

# Challenges for our "kids" in today's schools

- School violence
- Peer pressure
- Social media
- Isolation
- Overwhelm
- Mental health issues
- Inadequate staffing/staff with incomplete training
- Extreme weather



It is important to think about these challenges through the lens of students with disabilities.

# Maybe there are ways we can help





# Open and effective communication among stakeholders



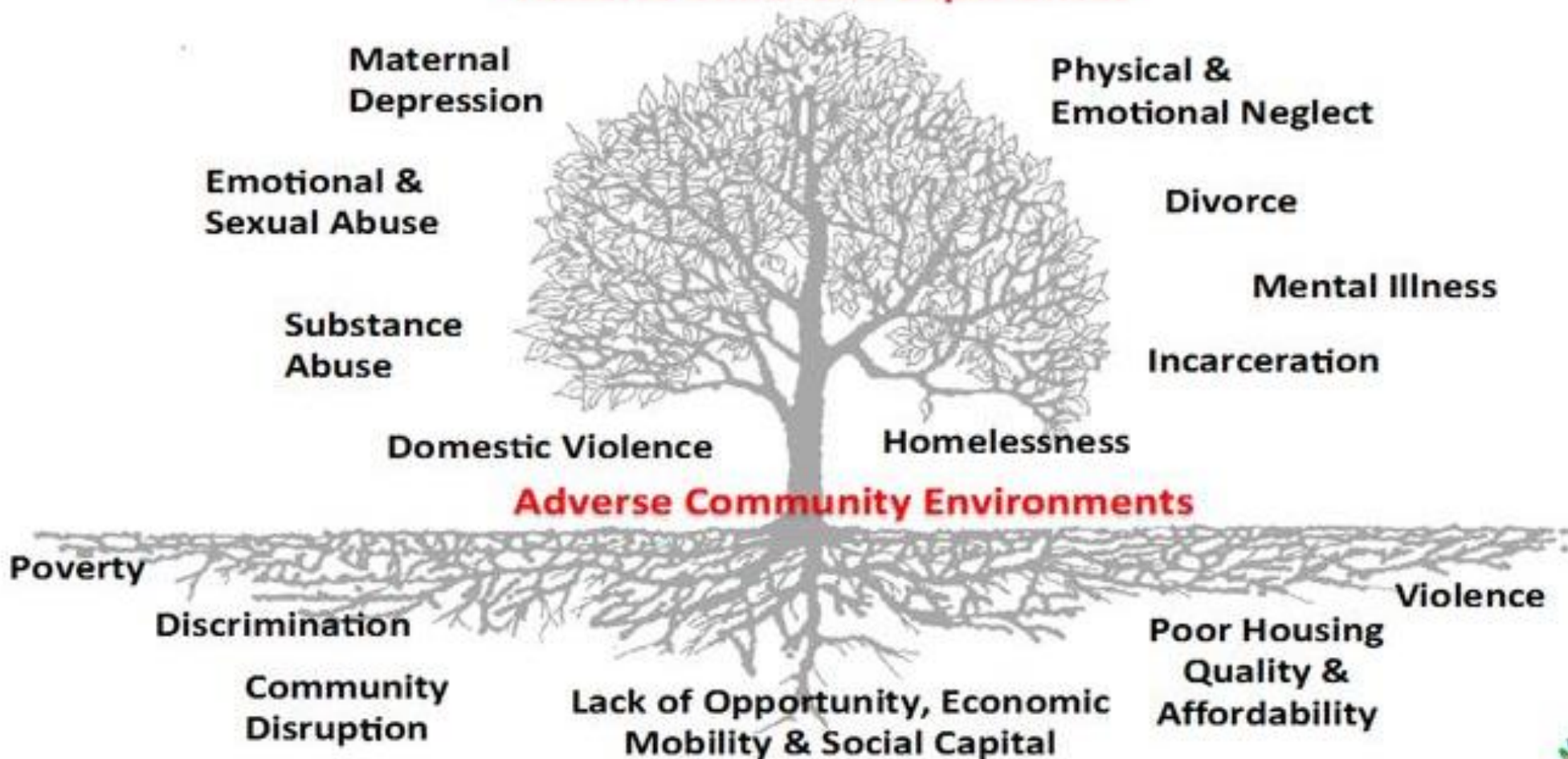
# Understanding the impact of Adverse Childhood Experiences



ACEs Primer

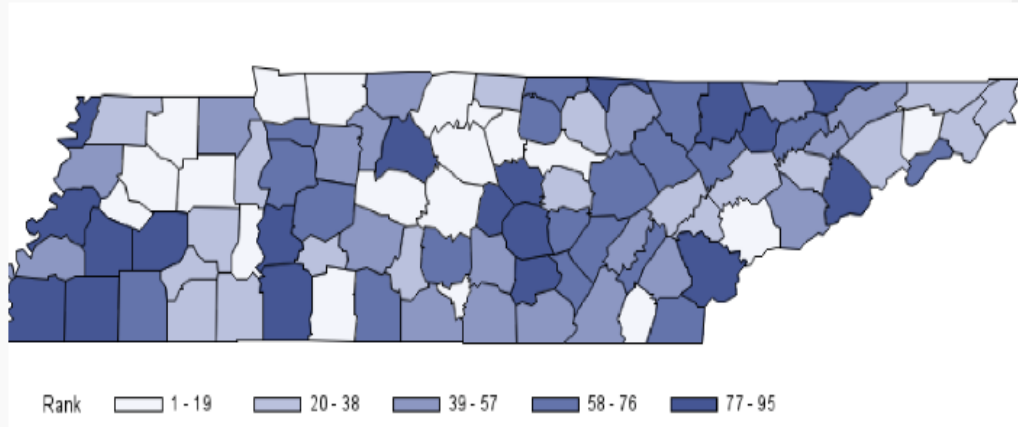
## The Pair of ACEs

### Adverse Childhood Experiences





## County Ranking Quintile Map



## 2022 County Profiles

<a href="#">Anderson</a>	<a href="#">Hamilton</a>	<a href="#">Morgan</a>
<a href="#">Bedford</a>	<a href="#">Hancock</a>	<a href="#">Obion</a>
<a href="#">Benton</a>	<a href="#">Hardeman</a>	<a href="#">Overton</a>
<a href="#">Bledsoe</a>	<a href="#">Hardin</a>	<a href="#">Perry</a>
<a href="#">Blount</a>	<a href="#">Hawkins</a>	<a href="#">Pickett</a>
<a href="#">Bradley</a>	<a href="#">Haywood</a>	<a href="#">Polk</a>

# County Profiles of Child Well-Being in Tennessee

[2022 County Profiles \(tn.gov\)](https://www.tn.gov/tccy/data-and-research/county-profiles.html)

[www.tn.gov/tccy/data-and-research/county-profiles.html](https://www.tn.gov/tccy/data-and-research/county-profiles.html)

# Fact, not fate

- It's important to know that an ACE score is a set of facts, not fate.
- It doesn't take into consideration lifestyle, genetics, and positive experiences that can build resilience, such as having a long-term relationship with one caring adult.



# Understanding and identifying trauma



# Sources of trauma for families

- Grief and Loss
- Generational Poverty
- Witnessing Acts of Violence
- Domestic Violence
- Toxic Stress
- School Situations (truancy)
- IEP & 504 Meetings
- Kids' Challenging Behaviors
- Child Abuse or Neglect
- Parents' Inadequate Literacy Skills
- Accidents and Natural Disasters
- Substance Abuse
- Language Barriers
- Immigration Challenges
- Disability
- Human Trafficking
- Foster Youth Challenges
- Homelessness
- All Types of Discrimination
- Justice Systems
- Court Involvement
- Child Welfare Systems
- Doctor Appointments
- Medical Expenses

# Recognizing signs of trauma

- Extreme shyness and difficulty engaging with others
- Intense reactions to setbacks and unexpected changes
- Trouble managing strong emotions (extreme anger, excessive crying, etc.)
- Clinginess
- Forgetfulness
- Difficulty focusing
- Lack of safety awareness
- Missed deadlines
- Poor academic performance
- Apathy and lack of effort
- Perfectionist tendencies
- Frequent complaints of feeling sick
- Physical and/or verbal aggression
- Anxiety



# Shifting the conversation

Moving **from**  
*“What's wrong with you?”*  
**to**  
*“What happened to you?”*



# Sam's Story



# Behavior Supports through IDEA

Individualized Education Program (IEP) /  
Section 504 Plan



```
graph TD; A[Individualized Education Program (IEP) / Section 504 Plan] --> B[Functional Behavior Assessment (FBA)]; B --> C[Behavior Intervention Plan (BIP)];
```


The diagram illustrates a three-step process for behavior supports. It begins with a blue box at the top containing the text 'Individualized Education Program (IEP) / Section 504 Plan'. A light orange arrow points down from this box to a reddish-brown box in the middle containing 'Functional Behavior Assessment (FBA)'. Another light grey arrow points down from the middle box to a grey box at the bottom containing 'Behavior Intervention Plan (BIP)'. The boxes are arranged in a descending staircase pattern from top-left to bottom-right.

Functional Behavior Assessment (FBA)

Behavior Intervention Plan (BIP)

# Developing an effective safety plan

- ✓ Get it down in writing so everybody knows
- ✓ Incorporate into the student's IEP
- ✓ Preparation and practice
- ✓ Open and good communication between stakeholders
- ✓ Engage local first responders in the process
- ✓ Include ALL students in safety drills
- ✓ Identify necessary technology, materials
- ✓ Consider the need for specialized transportation
- ✓ Medications and other personal student equipment
- ✓ Identify the need for additional trained and informed adults



# The benefits of One-Page Profiles

The image shows a sample 'One-Page Profile' form. It is titled 'My One-Page profile' in a cursive font. The form is divided into several sections: a grey header section for 'Your Name' and a photo placeholder; a pink section titled 'What people appreciate about me' with a grid; a yellow section titled 'What is important to me'; and a green section titled 'How to support me'. The form is presented as a physical document with a white border.

- Excellent, easy tool for sharing vital information
- Can show student's strengths, abilities, challenges, and needs for support
- Completely adaptable and up-date-able
- Formatting can be personalized
- As a "One-Page Profile" it provides information in a brief, at-a-glance format






SROs Can Have a Positive Impact for Students with Disabilities

# Expanding your child's team

- This is what it's all about
- Shared knowledge
- More people who understand the student's strengths, challenges, limitations, and needs
- Team "ownership" in the student's personal safety



# New ACEs Toolkit on TNSTEP website!



- Up-to-Date information on ACEs and Trauma
- Statistical information about the prevalence of ACEs in Tennessee
- Information about Tennessee-based initiatives like Building Strong Brains and Resilient Tennessee
- Information in a variety of formats, including PowerPoint presentations, videos, webinars, and links to national resources

[tnstep.org/aces-toolkit/](https://tnstep.org/aces-toolkit/)



# It's a wrap!

- Questions?
- Comments?
- Take-aways?
- One idea to try first?



# Evaluation of today's training





TNSTEP staff is available to provide support, information, and training to Tennessee families and



## Contact Information

### ● West Tennessee

westrtc@tnstep.org  
901-726-4334

### ● Middle Tennessee

middlertc@tnstep.org  
615-463-2310

### ● East Tennessee

### ● Post-Secondary Transition

joey.ellis@tnstep.org  
615-682-3120

### ● Español

dorca.rose@tnstep.org  
423-639-6124  
423-290-3391 (text)

### ● Business Office:

Physical: 113 Austin Street  
Mailing: 1113 Tusculum Blvd.,  
Greeneville, TN 37745

General Directory: 423-639-0111

General Inquiries: information@tnstep.org

# Let's Connect



Toll Free: (800) 280-STEP  
Español: (800) 975-2919  
Telephone: (423) 639-0125



[www.tnstep.org](http://www.tnstep.org)  
[information@tnstep.org](mailto:information@tnstep.org)

Follow us @tnstep



For More Information  
Visit

**[www.tnstep.org](http://www.tnstep.org)**

Find Event Calendar, Archived Webinars, Virtual Trainings,  
TNSTEP's Parent Manual, and more!